ALTERNATE #1 - REPAINT EXTERIOR OF BUILDING INCL BUT NOT LIMITED TO EIFS, BRICK, WINDOWS, SHUTTERS AND TRIM

ALTERNATE #2 - REPLACE ALL WINDOWS AT THE SECOND FLOOR

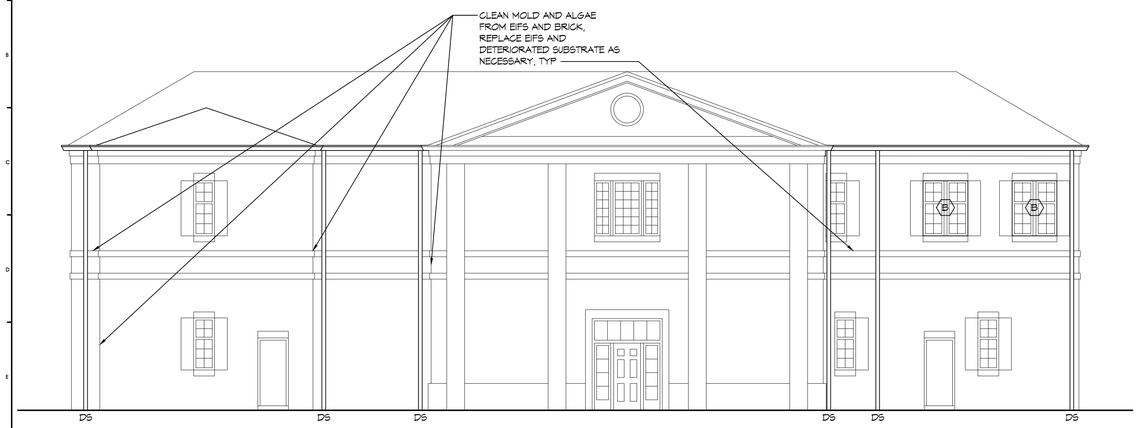

1 NORTH ELEVATION
SCALE - 1/8" = 1'-0"

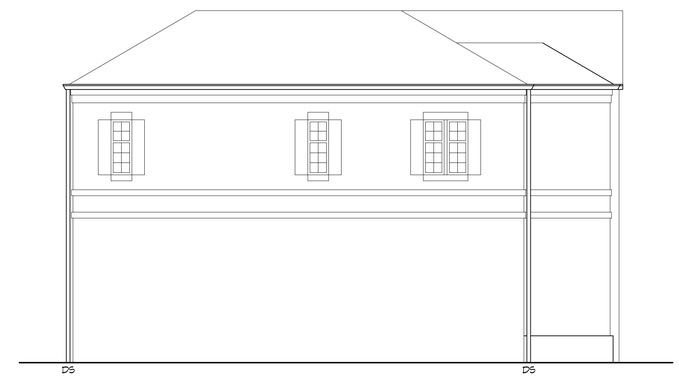

1 EAST ELEVATION
SCALE - 1/8" = 1'-0"

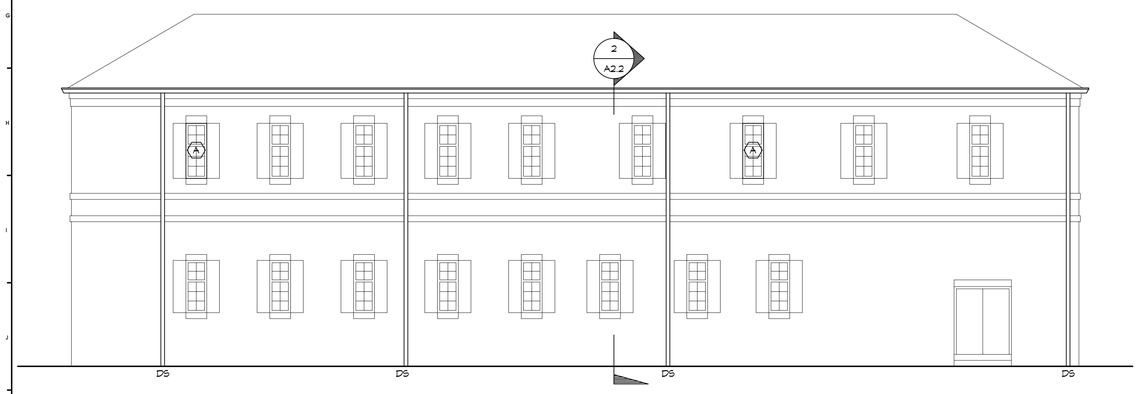

1 SOUTH ELEVATION
SCALE - 1/8" = 1'-0"

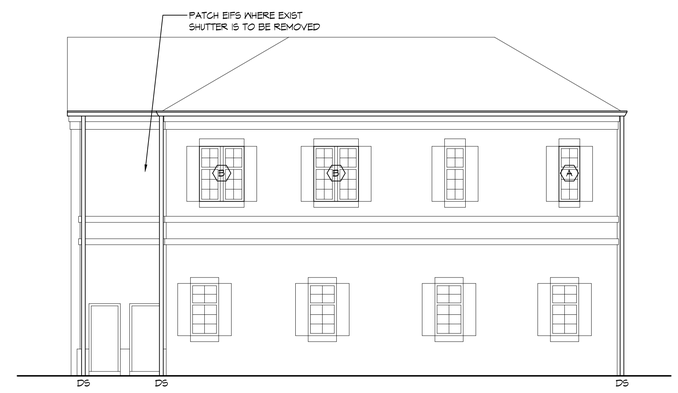

1 WEST ELEVATION
SCALE - 1/8" = 1'-0"

WINDOW SCHEDULE - REFER TO PLANS FOR QUANTITIES

MARK	SIZE	MATERIAL	MANUFACTURER	MODEL	REMARKS
A	MATCH EXISTING	SEE SPECIFICATIONS	SEE SPECIFICATIONS	-	NEW WINDOW IN EXISTING OPENING
B	MATCH EXISTING	SEE SPECIFICATIONS	SEE SPECIFICATIONS		NEW WINDOW IN EXISTING OPENING

WINDOW TYPES

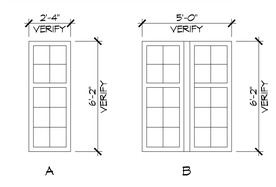

Copyright © 2014
Note: All drawings and specifications furnished by Bird and Kamback Architects are instruments of service and may not be reproduced in any form without the written consent of the Architect.
Please consider the environment before printing this drawing.

State of Alabama
Darryl Bird
3985
08-27-15
Registered Architect

304A Franklin Street
Huntsville, AL 35801
ph 256 536 1160
fax 256 536 1460
BKarchitects.com

BIRD and KAMBACK architects llc

GUTTER AND FASCIA REPAIRS TO HHA CENTRAL OFFICE
200 WASHINGTON STREET
HUNTSVILLE, ALABAMA

REVISIONS
NO. DATE / DESCRIPTION

DATE 08-27-2015
PROJECT NO. 1489
SHEET TITLE
EXTERIOR ELEVATIONS
SHEET NO.
A4.1

Drawing name: S:\BK Projects\2014\1489 - Repairs to 200 Washington St\400 - Drawings\402 - CAD\402.2 - Sheet Files\1489-A4.1.dwg Plotted on: Aug 28, 2015 - 10:29am Scale Factor: 1