BUTLER TERRACE MODIFICATIONS

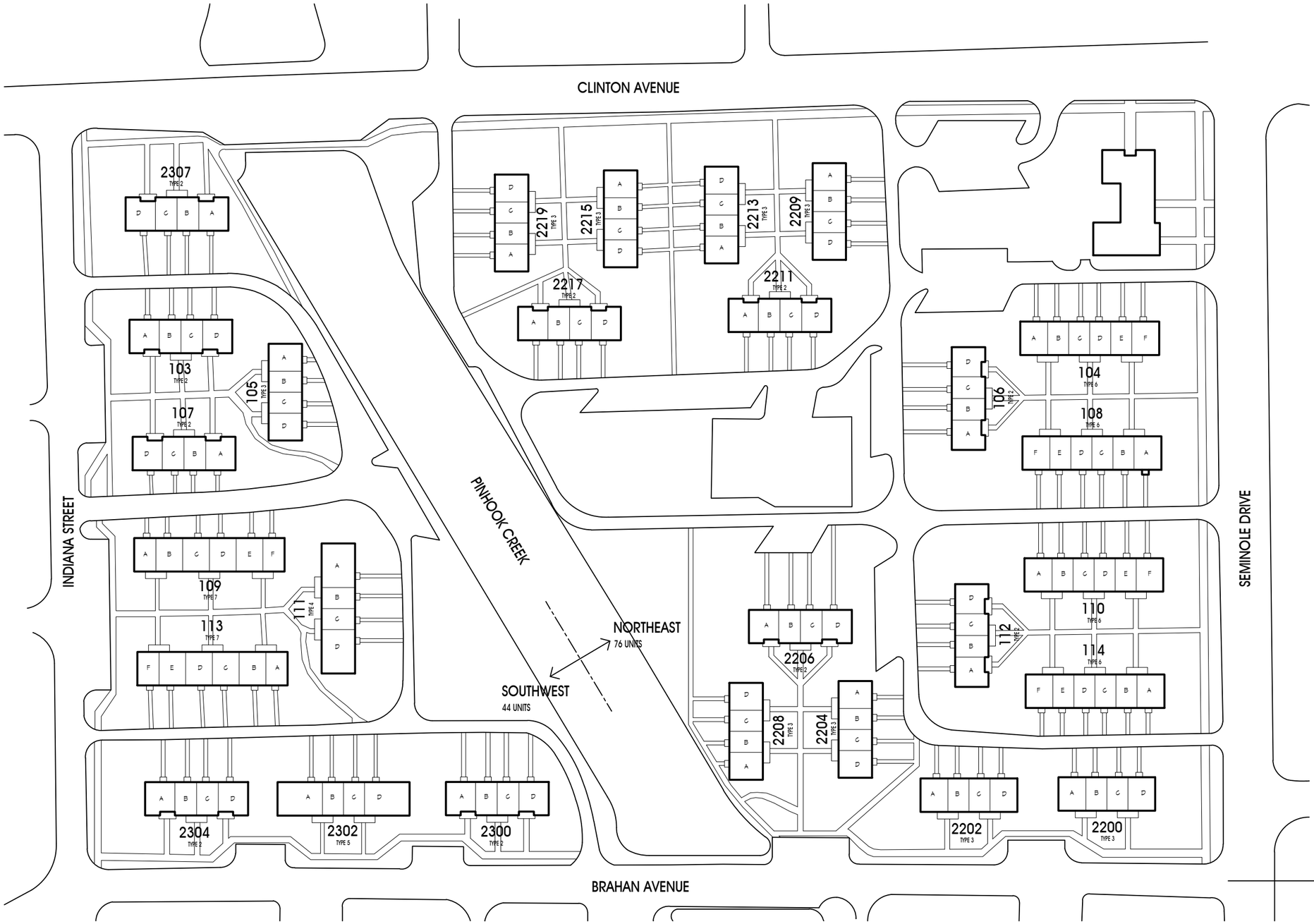

LOCATION PLAN
SCALE: 1" = 40'-0"
NORTH

INDEX TO DRAWINGS

A1.1 LOCATION PLAN
A2.1 SCHEDULES AND BUILDING PLANS - TYPES 2 & 3
A2.2 BUILDING PLANS - TYPES 4, 5, 6, & 7

GENERAL NOTES

1. PLANS DEPICT TYPICAL UNIT CONFIGURATIONS. ACTUAL CONFIGURATION MAY VARY WITHIN INDIVIDUAL UNITS.
2. REFER SHEET A2.1 FOR ADDITIONAL BUILDING PLAN CONFIGURATIONS.

LEGEND

2217 ADDRESS
TYPE 2 BUILDING TYPE
A UNIT TYPE

Copyright © 2018
Note: All drawings and specifications furnished by Bird and Kamback Architects are instruments of service and may not be reproduced in any form without the written consent of the Architect.
Please consider the environment before printing this drawing.

State of Alabama Registered Architect
Darryl Bird
3985
02-25-19

304 Franklin Street
Huntsville, AL 35801
ph 256 536 1160
BKarchitects.com
BIRD and KAMBACK architects llc

BUTLER TERRACE MODIFICATIONS
HUNTSVILLE HOUSING AUTHORITY

REVISIONS
NO. DATE / DESCRIPTION

DATE FEB. 28, 2019
PROJECT NO. 1852
SHEET TITLE
LOCATION PLAN
SHEET NO.
A1.1

Drawing name: \\SERVER\Share\BK Projects\2018\1852 - HHA Butler Terrace Modifications\400 Drawings & Models\402 CAD\Sheet Files\1852 A1 Site Plan.dwg Plotted on: Feb 26, 2019 - 1:25pm Scale Factor: 240

MECHANICAL EQUIPMENT SCHEDULE

MARK	DESCRIPTION	MANUFACTURER	MODEL NO.	REMARKS
C1	CONDENSER (OUTDOOR UNIT)	MITSUBISHI	MXZ-3C24NA2-U1	MAX. 25 AMP OVERTURN PROTECTION @ 240V
C2	CONDENSER (OUTDOOR UNIT)	MITSUBISHI	MXZ-3C30NA2-U1	MAX. 25 AMP OVERTURN PROTECTION @ 240V
C3	CONDENSER (OUTDOOR UNIT)	MITSUBISHI	MXZ-4C36NA2-U1	MAX. 25 AMP OVERTURN PROTECTION @ 240V
C4	CONDENSER (OUTDOOR UNIT)	MITSUBISHI	MXZ-5C42NA2-U1	REQUIRES INSTALLATION OF #8 CONDUCTOR OR EQ. WITH MAX. 40 AMP OVERTURN PROTECTION @ 240V
C5	CONDENSER (OUTDOOR UNIT)	MITSUBISHI	MUZ-GL12NA-U1	MAX. 15 AMP OVERTURN PROTECTION @ 240V
AH1	AIR HANDLER (INDOOR UNIT)	MITSUBISHI	MSZ-GL09NA-U1	1/4" LIQUID X 3/8" SUCTION REFRIGERATION LINE SETS
AH2	AIR HANDLER (INDOOR UNIT)	MITSUBISHI	MSZ-GL12NA-U1	1/4" LIQUID X 3/8" SUCTION REFRIGERATION LINE SETS
AH3	AIR HANDLER (INDOOR UNIT)	MITSUBISHI	MSZ-GL15NA-U1	1/4" LIQUID X 1/2" SUCTION REFRIGERATION LINE SETS

SCOPE OF WORK SCHEDULE

BUILDING LOCATIONS AND TYPES 27 BUILDINGS 120 UNITS

(⁘ = column shown dotted: unable to survey unit)

BRAHAN AVENUE 8 BUILDINGS 32 UNITS

	DESCRIPTION OF WORK	2200 - A	2200 - B	2200 - C	2200 - D	2202 - A	2202 - B	2202 - C	2202 - D	2204 - A	2204 - B	2204 - C	2204 - D	2206 - A	2206 - B	2206- C	2206 - D	2208 - A	2208 - B	2208 - C	2208 - D ⁘	2300 - A	2300 - B	2300 - C	2300 - D	2302 - A	2302 - B ⁘	2302 - C ⁘	2302 - D	2304 - A	2304 - B	2304 - C	2304 - D
	BLDG. TYPE	3				3				3				2				3				2				5				2			
KITCHEN/PANTRY	REPLACE PLASTIC LAMINATE COUNTERTOPS AND SPLASHES IN KITCHEN	■	■	■	■	■	■	■	■	■	■	■	■	■	■	■	■	■	■	■	■	■	■	■	■	■	■	■	■	■	■	■	■
KITCHEN/PANTRY	REPLACE KITCHEN SINK, FAUCET, AND ALL UNDERCOUNTER PLUMBING FITTINGS	■	■	■	■	■	■	■	■	■	■	■	■	■	■	■	■	■	■	■	■	■	■	■	■	■	■	■	■	■	■	■	■
KITCHEN/PANTRY	REPLACE ALL BASE AND WALL CABINETS	◩	◩	◩	◩	◩	◩	◩	◩	◩	◩	◩	◩	◩	◩	◩	◩	◩	◩	◩	◩	◩	◩	◩	◩	◩	◩	◩	◩	◩	◩	◩	◩
KITCHEN/PANTRY	SAND AND PAINT ALL BASE AND WALL CABINET DOORS AND FRAMES	◩	◩	◩	◩	◩	◩	◩	◩	◩	◩	◩	◩	◩	◩	◩	◩	◩	◩	◩	◩	◩	◩	◩	◩	◩	◩	◩	◩	◩	◩	◩	◩
KITCHEN/PANTRY	REPLACE WATER HEATER (furnished by HHA/installed by GC)	■			◩	◩			■	■	■		■	■	■		■	■	■	■	◩	■	◩		■	■	◩	◩	■	■	■	■	
BATHROOM	REPLACE TOILETS (complete toilet kits furnished by HHA & installed by GC)	■	■	■	■	■	■	■	■	■	■	■	■	■	■	■	■	■	■	■	■	■	■	■	■	■	■	■	■	■	■	■	■
BATHROOM	CLEAN EXISTING BATHTUB AMD INSTALL ACRYLIC BATHTUB LINER	■	■	■	■	■	■	■	■	■	■	■	■	■	■	■	■	■	■	■	■	■	■	■	■	■	■	■	■	■	■	■	■
BATHROOM	REPAIR DAMAGED TILE SURROUNDS AND SOAP DISHES. REPOINT AND CLEAN TILE SURROUNDS.	■	■	■	■	■	■	■	■	■	■	■	■	■	■	■	■	■	■	■	■	◩	◩	◩	◩	◩	◩	◩	◩	◩	◩	◩	◩
BATHROOM	INSTALL ACRYLIC SURROUND LINERS TO MATCH TUB LINER AND TRIMOUT WINDOWS IN LINER MATERIAL	■	■	■	■	■	■	■	■	■	■	■	■	■	■	■	■	■	■	■	■	■	■	■	■	■	■	■	■	■	■	■	■
EXT.	REPLACE EXISTING MECHANICAL EQUIPMENT WITH NEW. SEE MECHANICAL EQUIPMENT SCHEDULE AND PLANS.	■	■	■	■	■	■	■	■	■	■	■	■	■	■	■	■	■	■	■	■	○	○	○	○					○	○	○	○

INDIANA STREET 6 BUILDINGS 28 UNITS

	DESCRIPTION OF WORK	103 - A	103 - B	103 - C	103 - D	105 - A	105 - B	105 - C	105 - D	107 - A	107 - B	107 - C	107 - D	109 - A	109 - B	109 - C	109 - D	109 - E	109 - F	111 - A	111 - B	111 - C	111 - D	113 - A	113 - B	113 - C	113 - D	113 - E	113 - F
	BLDG. TYPE	2				3				2				7						4				7					
KITCHEN/PANTRY	REPLACE PLASTIC LAMINATE COUNTERTOPS AND SPLASHES IN KITCHEN	■	■	■	■	■	■	■	■	■	■	■	■	■	■	■	■	■	■	■	■	■	■	■	■	■	■	■	■
KITCHEN/PANTRY	REPLACE KITCHEN SINK, FAUCET, AND ALL UNDERCOUNTER PLUMBING FITTINGS	■	■	■	■	■	■	■	■	■	■	■	■	■	■	■	■	■	■	■	■	■	■	■	■	■	■	■	■
KITCHEN/PANTRY	REPLACE ALL BASE AND WALL CABINETS	◩	◩	◩	◩	◩	◩	◩	◩	◩	◩	◩	◩	◩	◩	◩	◩	◩	◩	◩	◩	◩	◩	◩	◩	◩	◩	◩	◩
KITCHEN/PANTRY	SAND AND PAINT ALL BASE AND WALL CABINET DOORS AND FRAMES	◩	◩	◩	◩	◩	◩	◩	◩	◩	◩	◩	◩	◩	◩	◩	◩	◩	◩	◩	◩	◩	◩	◩	◩	◩	◩	◩	◩
KITCHEN/PANTRY	REPLACE WATER HEATER (furnished by HHA/installed by GC)	■	■		■		■	■	■			■	■	■	■	■	■	■		■		■	■	■	■	■	■	■	■
BATHROOM	REPLACE TOILETS (complete toilet kits furnished by HHA & installed by GC)	■	■	■	■	■	■	■	■	■	■	■	■	■	■	■	■	■	■	■	■	■	■	■	■	■	■	■	■
BATHROOM	CLEAN EXISTING BATHTUB AMD INSTALL ACRYLIC BATHTUB LINER	■	■	■	■	■	■	■	■	■	■	■	■	■	■	■	■	■	■	■	■	■	■	■	■	■	■	■	■
BATHROOM	REPAIR DAMAGED TILE SURROUNDS AND SOAP DISHES. REPOINT AND CLEAN TILE SURROUNDS.	◩	◩	◩	◩	◩	◩	◩	◩	◩	◩	◩	◩	◩	◩	◩	◩	◩	◩	◩	◩	◩	◩	◩	◩	◩	◩	◩	◩
BATHROOM	INSTALL ACRYLIC SURROUND LINERS TO MATCH TUB LINER AND TRIMOUT WINDOWS IN LINER MATERIAL	■	■	■	■	■	■	■	■	■	■	■	■	■	■	■	■	■	■	■	■	■	■	■	■	■	■	■	■
EXT.	REPLACE EXISTING MECHANICAL EQUIPMENT WITH NEW. SEE MECHANICAL EQUIPMENT SCHEDULE AND PLANS.	○	○	○	○					○	○	○	○																

CLINTON AVENUE 7 BUILDINGS 28 UNITS

	DESCRIPTION OF WORK	2209 - A	2209 - B	2209 - C	2209 - D	2211 - A	2211 - B	2211 - C	2211 - D	2213 - A	2213 - B	2213 - C	2213 - D	2215 - A	2215 - B	2215 - C ⁘	2215 - D	2217 - A	2217 - B ⁘	2217 - C	2217 - D	2219 - A	2219 - B ⁘	2319 - C	2319 - D	2307 - A	2307 - B	2307 - C ⁘	2307 - D
	BLDG. TYPE	3				2				3				3				2				3				2			
KITCHEN/PANTRY	REPLACE PLASTIC LAMINATE COUNTERTOPS AND SPLASHES IN KITCHEN	■	■	■	■	■	■	■	■	■	■	■	■	■	■	■	■	■	■	■	■	■	■	■	■	■	■	■	■
KITCHEN/PANTRY	REPLACE KITCHEN SINK, FAUCET, AND ALL UNDERCOUNTER PLUMBING FITTINGS	■	■	■	■	■	■	■	■	■	■	■	■	■	■	■	■	■	■	■	■	■	■	■	■	■	■	■	■
KITCHEN/PANTRY	REPLACE ALL BASE AND WALL CABINETS	◩	◩	◩	◩	◩	◩	◩	◩	◩	◩	◩	◩	◩	◩	◩	◩	◩	◩	◩	◩	◩	◩	◩	◩	◩	◩	◩	◩
KITCHEN/PANTRY	SAND AND PAINT ALL BASE AND WALL CABINET DOORS AND FRAMES	◩	◩	◩	◩	◩	◩	◩	◩	◩	◩	◩	◩	◩	◩	◩	◩	◩	◩	◩	◩	◩	◩	◩	◩	◩	◩	◩	◩
KITCHEN/PANTRY	REPLACE WATER HEATER (furnished by HHA/installed by GC)	■	■	■	■	■	■	■	■	■	■	■	■	■	■	◩	■	■	◩	■		■	◩	■	■	■	■	◩	■
BATHROOM	REPLACE TOILETS (complete toilet kits furnished by HHA & installed by GC)	■	■	■	■	■	■	■	■	■	■	■	■	■	■	■	■	■	■	■	■	■	■	■	■	■	■	■	■
BATHROOM	CLEAN EXISTING BATHTUB AMD INSTALL ACRYLIC BATHTUB LINER	■	■	■	■	■	■	■	■	■	■	■	■	■	■	■	■	■	■	■	■	■	■	■	■	■	■	■	■
BATHROOM	REPAIR DAMAGED TILE SURROUNDS AND SOAP DISHES. REPOINT AND CLEAN TILE SURROUNDS.	■	■	■	■	■	■	■	■	■	■	■	■	■	■	■	■	■	■	■	■	■	■	■	■	◩	◩	◩	◩
BATHROOM	INSTALL ACRYLIC SURROUND LINERS TO MATCH TUB LINER AND TRIMOUT WINDOWS IN LINER MATERIAL	■	■	■	■	■	■	■	■	■	■	■	■	■	■	■	■	■	■	■	■	■	■	■	■	■	■	■	■
EXT.	REPLACE EXISTING MECHANICAL EQUIPMENT WITH NEW. SEE MECHANICAL EQUIPMENT SCHEDULE AND PLANS.	■	■	■	■	■	■	■	■	■	■	■	■	■	■	■	■	■	■	■	■	■	■	■	■	○	○	○	○

SEMINOLE DRIVE 6 BUILDINGS 32 UNITS

	DESCRIPTION OF WORK	104 - A	104 - B ⁘	104 - C	104 - D	104 - E	104 - F	106 - A	106 - B	106 - C	106 - D	108 - A	108 - B	108 - C	108 - D	108 - E	108 - F	110 - A	110 - B ⁘	110 - C	110 - D ⁘	110 - E	110 - F	112 - A	112 - B	112 - C	112 - D	114 - A	114 - B	114 - C ⁘	108 - D	114 - E	114 - F
	BLDG. TYPE	6						2				6						6						2				6					
KITCHEN/PANTRY	REPLACE PLASTIC LAMINATE COUNTERTOPS AND SPLASHES IN KITCHEN	■	■	■	■	■	■	■	■	■	■	■	■	■	■	■	■	■	■	■	■	■	■	■	■	■	■	■	■	■	■	■	■
KITCHEN/PANTRY	REPLACE KITCHEN SINK, FAUCET, AND ALL UNDERCOUNTER PLUMBING FITTINGS	■	■	■	■	■	■	■	■	■	■	■	■	■	■	■	■	■	■	■	■	■	■	■	■	■	■	■	■	■	■	■	■
KITCHEN/PANTRY	REPLACE ALL BASE AND WALL CABINETS	◩	◩	◩	◩	◩	◩	◩	◩	◩	◩	◩	◩	◩	◩	◩	◩	◩	◩	◩	◩	◩	◩	◩	◩	◩	◩	◩	◩	◩	◩	◩	◩
KITCHEN/PANTRY	SAND AND PAINT ALL BASE AND WALL CABINET DOORS AND FRAMES	◩	◩	◩	◩	◩	◩	◩	◩	◩	◩	◩	◩	◩	◩	◩	◩	◩	◩	◩	◩	◩	◩	◩	◩	◩	◩	◩	◩	◩	◩	◩	◩
KITCHEN/PANTRY	REPLACE WATER HEATER (furnished by HHA/installed by GC)	■	◩	◩	■	■				■	■	■	■	■		◩	■	■	◩	■	◩	■	■			■	◩	■	■	◩	■		■
BATHROOM	REPLACE TOILETS (complete toilet kits furnished by HHA & installed by GC)	■	■	■	■	■	■	■	■	■	■	■	■	■	■	■	■	■	■	■	■	■	■	■	■	■	■	■	■	■	■	■	■
BATHROOM	CLEAN EXISTING BATHTUB AMD INSTALL ACRYLIC BATHTUB LINER	■	■	■	■	■	■	■	■	■	■	■	■	■	■	■	■	■	■	■	■	■	■	■	■	■	■	■	■	■	■	■	■
BATHROOM	REPAIR DAMAGED TILE SURROUNDS AND SOAP DISHES. REPOINT AND CLEAN TILE SURROUNDS.	■	■	■	■	■	■	■	■	■	■	■	■	■	■	■	■	■	■	■	■	■	■	■	■	■	■	■	■	■	■	■	■
BATHROOM	INSTALL ACRYLIC SURROUND LINERS TO MATCH TUB LINER AND TRIMOUT WINDOWS IN LINER MATERIAL	■	■	■	■	■	■	■	■	■	■	■	■	■	■	■	■	■	■	■	■	■	■	■	■	■	■	■	■	■	■	■	■
EXT.	REPLACE EXISTING MECHANICAL EQUIPMENT WITH NEW. SEE MECHANICAL EQUIPMENT SCHEDULE AND PLANS.	■	■	■	■	■	■	■	■	■	■	■	■	■	■	■	■	■	■	■	■	■	■	■	■	■	■	■	■	■	■	■	■

FLOOR PLAN LEGEND

AH1 AIR HANDLER (INDOOR UNIT)

C1 CONDENSER (OUTDOOR UNIT)

SCHEDULE LEGEND

- ■ TAKE CORRECTIVE ACTION
- ◩ CORRECTIVE ACTION MAY BE REQUIRED. REFER TO UNIT PRICES SECTION OF SPECS.
- □ ACTION MAY BE REQUIRED BUT SPECIFIC DWELLING UNITS NOT IDENTIFIED. SEE UNIT PRICE SECT OF SPECIFICATIONS.
- ⁘ UNABLE TO SURVEY UNIT. WORK IDENTIFIED BASED ON ASSUMPTIONS AND MAY BE ADJUSTED VIA UNIT PRICES.
- ○ WORK TO BE INCLUDED IN BASE BID BUT MAY BE REMOVED BY ALTERNATE. REFER TO SPECIFICATIONS FOR CLARITY.

GENERAL NOTES

1. PLANS DEPICT TYPICAL UNIT CONFIGURATIONS. ACTUAL CONFIGURATION MAY VARY WITHIN INDIVIDUAL UNITS.
2. REFER SHEET A2.1 FOR ADDL BLDG PLAN CONFIGURATIONS.
3. LOCATION OF MECH EQUIP IS DIAGRAMMATIC & MUST BE FIELD VERIFIED.
4. CONDENSER MOUNTING BRACKETS MAY REQUIRE ALTERATION TO WORK WITH NEW EQUIPMENT.
5. SHOULD CONTRACTOR DETECT ERRORS OR OMISSIONS IN THE SCOPE OF WORK LEGEND, HE SHOULD CONSULT ARCHITECT FOR CLARIFICATION.

TYPE 2 UPPER FLOOR PLAN

SCALE: 1/8" = 1'-0"

TYPE 3 UPPER FLOOR PLAN

SCALE: 1/8" = 1'-0"

TYPE 2 LOWER FLOOR PLAN

SCALE: 1/8" = 1'-0"

TYPE 3 LOWER FLOOR PLAN

SCALE: 1/8" = 1'-0"

Copyright © 2018
Note: All drawings and specifications furnished by Bird and Kamback Architects are instruments of service and may not be reproduced in any form without the written consent of the Architect.
Please consider the environment before printing this drawing.

BIRD and KAMBACK architects llc
304 Franklin Street
Huntsville, AL 35801
ph 256 536 1160
BKarchitects.com

BUTLER TERRACE MODIFICATIONS

HUNTSVILLE HOUSING AUTHORITY

REVISIONS	
NO.	DATE / DESCRIPTION
△	
△	
△	
△	
△	
△	

DATE FEB. 28, 2019

PROJECT NO. 1852

SHEET TITLE: SCHEDULES AND BUILDING PLANS - TYPES 2 & 3

SHEET NO. **A2.1**

Drawing name: \\SERVER1\Share\BK Projects\2018\1852 - HHA Butler Terrace Modifications\400 Drawings & Models\402 CAD\Sheet Files\1852 A2 Floor Plans.dwg Plotted on: Feb 26, 2019 - 2:02pm Scale Factor: 96

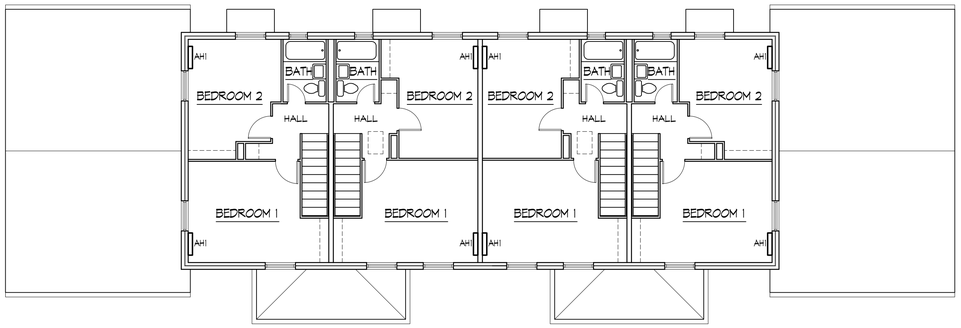

TYPE 4 UPPER FLOOR PLAN

SCALE: 1/8" = 1'-0"

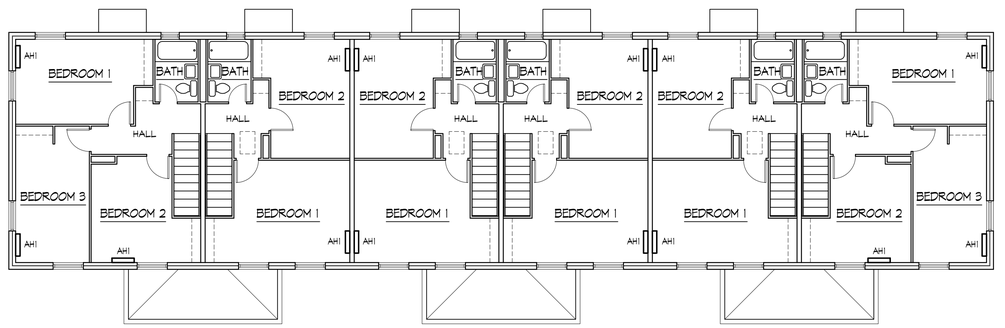

TYPE 6 UPPER FLOOR PLAN

SCALE: 1/8" = 1'-0"

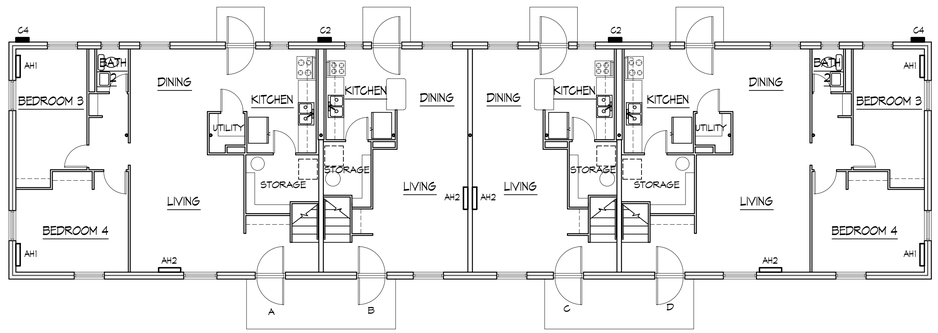

TYPE 4 LOWER FLOOR PLAN

SCALE: 1/8" = 1'-0"

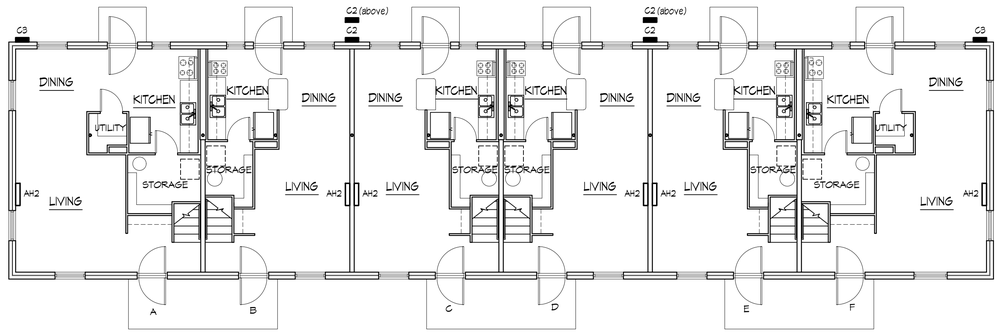

TYPE 6 LOWER FLOOR PLAN

SCALE: 1/8" = 1'-0"

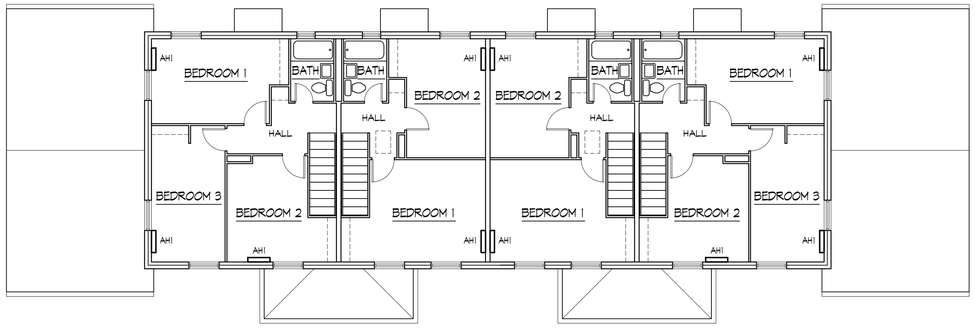

TYPE 5 UPPER FLOOR PLAN

SCALE: 1/8" = 1'-0"

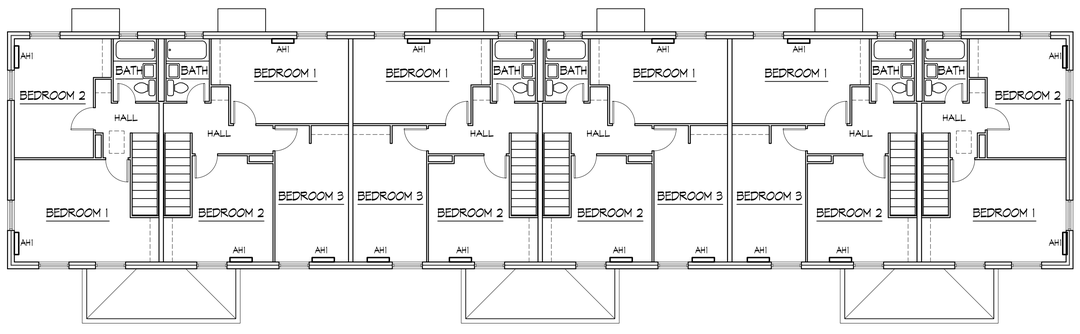

TYPE 7 UPPER FLOOR PLAN

SCALE: 1/8" = 1'-0"

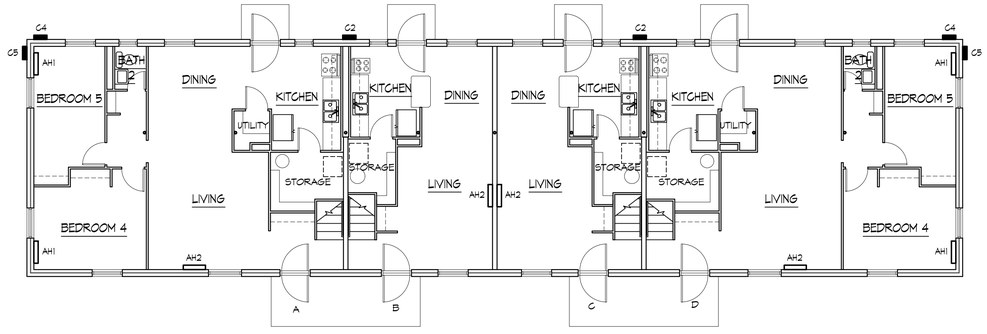

TYPE 5 LOWER FLOOR PLAN

SCALE: 1/8" = 1'-0"

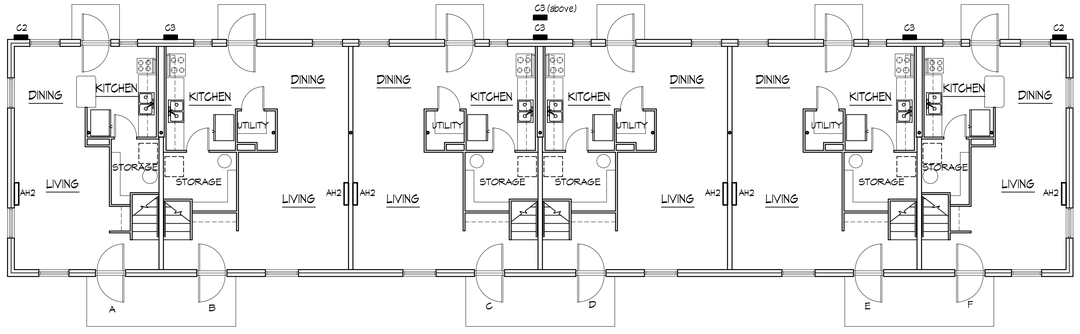

TYPE 7 LOWER FLOOR PLAN

SCALE: 1/8" = 1'-0"

GENERAL NOTES

1. PLANS DEPICT TYPICAL UNIT CONFIGURATIONS. ACTUAL CONFIGURATION MAY VARY WITHIN INDIVIDUAL UNITS.
2. REFER SHEET A2.1 FOR ADDL BLDG PLAN CONFIGURATIONS.
3. LOCATION OF MECH EQUIP IS DIAGRAMATIC & MUST BE FIELD VERIFIED.
4. CONDENSOR MOUNTING BRACKETS MAY REQUIRE ALTERATION TO WORK WITH NEW EQUIPMENT.
5. REFER TO SCHEDULE & NOTES ON SHEET A2.0 FOR INFORMATION PERTAINING TO THE SCOPE OF WORK.

Copyright © 2018
Note: All drawings and specifications furnished by Bird and Kamback Architects are instruments of service and may not be reproduced in any form without the written consent of the Architect.
Please consider the environment before printing this drawing.

State of Alabama Registered Architect 3985 Dana Bird 04-23-19

BIRD and KAMBACK architects llc
304 Franklin Street
Huntsville, AL 35801
ph 256 536 1160
BKarchitects.com

BUTLER TERRACE MODIFICATIONS

HUNTSVILLE HOUSING AUTHORITY

REVISIONS
NO. DATE / DESCRIPTION

DATE FEB. 28, 2019
PROJECT NO. 1852
SHEET TITLE
BUILDING PLANS - TYPES 4, 5, 6, & 7
SHEET NO.
A2.2

Drawing name: \\SERVER1\Share\BK Projects\2018\1852 - HHA Butler Terrace Modifications\400 Drawings & Models\402 CAD\Sheet Files\1852 A2 Floor Plans.dwg Plotted on: Feb 26, 2019 - 2:01pm Scale Factor: 96